



**STA** *SATELLITE*



# STA Satellite®

Conquer your space limitations

  
Stago



APD Gamma



Staro

# STA Satellite<sup>®</sup>, conquer y

The STA Satellite<sup>®</sup>, offers technological advances, high performance and ease of use, all within a small footprint.

## 1 Analyser

- Fully automated bench top analyser
- Simultaneous measurement of clotting, chromogenic and immunological assays
- Internal barcode reader for sample and reagent identification
- Integrated user interfaces (keyboard and printer)
- Available 24/7
- Minimal user maintenance procedure



## 6 Disposables

- Roll of 220 unitary cuvettes
- Easy loading process
- Management of disposables by software

Pos.	1	2
TUBE R1	4	100
TUBE F1	4	45
TUBE R2	3	100
TUBE F2	4	32
TUBE R3	5	100
TUBE F3	6	100

## 5 Comprehensive software

- Multitasking software
- Integrated quality control program
- ASTM Bidirectional interface protocol
- Flexibility to rerun or add a test at any time
- Automatic dilutions and redilutions
- Secured access to the software menus

# our space limitations



## Sample carousel

- Removable sample carousel of 20 primary tubes
- Continuous sample loading
- Positive barcode identification of samples through internal barcode reader
- STAT sample access capability with immediate analysis
- All tube sizes accepted including microcontainers
- Loading process: individual sample tubes or entire carousel



*SATELLITE*



## Reagent carousel

- Removable reagent carousel of 16 positions cooled up to 15°C
- Random loading
- Positive barcode identification for reagents through internal barcode reader
- Complete management of barcoded STA® line of reagents (name, lot number, volume, stability and expiration date)
- Loading process : individual reagent vials or entire carousel
- Reagent vial adapters to accommodate different vial sizes
- Multi-vial capability



## Barcoded data management

- Easy and reliable entry of barcoded information, using external barcode reader:
  - ISI value for each lot of thromboplastin
  - Assayed values for all STA® line of calibrators and controls
  - Precalibration curves for PT, Fibrinogen and D-Dimer assays

# STA Satellite®'s assets

The STA Satellite® is a fully automated bench-top analyser capable of simultaneously performing clotting, chromogenic and immunological assays.

The STA Satellite® offers complete automation to the low-medium activity coagulation laboratory. Thanks to Stago's viscosity based detection system, the STA Satellite® is also the best solution for multi sites laboratories, requiring consistent results between central labs and satellite labs.

The STA Satellite® offers technological advances to ensure a high level of system reliability as well as ease of operation and complete security.



## Reliability

- Double Resolution Pipetting System (Stago patented)
- Viscosity-based detection system for clotting tests
- Light-emitting diode (LED) for chromogenic and immunological assays



## Easy to use

- Minimum space requirement
- Ease of operation to save on training time
- Easy sample and reagent loading with removable carousels
- Minimal user maintenance procedure driven by software
- Integrated user interfaces (keyboard and printer)



## Safety and security

- Internal barcode reader to ensure patient positive identification and secured entry of barcoded reagent information
- Comprehensive quality control program
- Complete management of assayed values for all STA® line of calibrators and controls to ensure total security in QC program
- Secured access to software menus



## Flexibility

- Sample loading with a single tube or entire carousel
- Immediate analysis of STAT samples
- Flexibility to rerun or add a test at any time
- Automatic dilutions and redilutions
- User-programmable test protocols for routine and specialised assays



## Comprehensive system

With the STA Satellite®, the newest addition to the STA® family of analysers, Diagnostica Stago offers a suitable instrument of the STA® line, whatever the activity of your laboratory.

All our automated analysers offer :

- the same line of dedicated STA® reagent
- the same analysis protocols
- the same detection system

Qualiris by Stago, the International Hemostasis quality assessment program offering the broadest range of routine and specialty parameters with the flexibility to meet the needs of the laboratory. The Qualiris program is an easy-to-use web-based system, with thousands of participants worldwide, ensuring the maximum statistical comparison of your results.

# Technical Specifications

## Dimensions:

Height: 784 mm (30.9 in.) / Width: 535 mm (21.1 in.) / Depth: 645 mm (25.4 in.)  
Weight: 32.6 kg (71.9 lb)

## Space Required:

Height: 794 mm (31.3 in.) / Width: 800 mm (31.5 in.) / Depth: 900 mm (35.4 in.)

## Power Supply:

Voltage: 95 V, 115 V, 210 V, 230 V  
Frequency: 50/60 Hz  
Maximum power: 500 W

## Disposable:

Roll of 220 optical quality unitary cuvettes with stainless steel ball

## Measurement:

Clotting: by modification of the medium's viscosity  
Chromogenic: by measurement of optical density  
Immunology: by measurement of optical density

## Hardware:

Floppy disk: 3.5" 1.44 MB  
Screen: LCD Integrated flat screen  
Keyboard: Alphanumeric QWERTY  
Barcode reader: Integrated  
Connection: Bi-directional (ASTM protocol)

## Methodologies:

80 user definable test methodologies for clotting, chromogenic and immunological assays

## Samples:


1 Removable sample carousel of 20 primary tubes  
Continuous sample loading with positive sample identification

## Reagents:

1 Removable reagent carousel of 16 positions for different sized vials  
Total management of reagents with integrated barcode reader

## Parameters:

- PT
- APTT
- Fibrinogen
- Thrombin Time
- D-Dimers
- Anti-Xa
- Antithrombin
- Calibrators
- Quality Controls



For further information, please contact:

**ALBIO**  
Tel : (0216) 469 23 30  
Faks: (0216) 576 88 89  
www.albio.com.tr

  
**Stago**  
At the Heart of Haemostasis

Diagnostica Stago S.A.S.  
RCS Nanterre B305 151 409  
9, rue des Frères Chausson  
92600 Asnières sur Seine (France)  
Ph. +33 (0)1 46 88 20 20  
Fax: +33 (0)1 47 91 08 91  
webmaster@stago.com  
www.stago.com